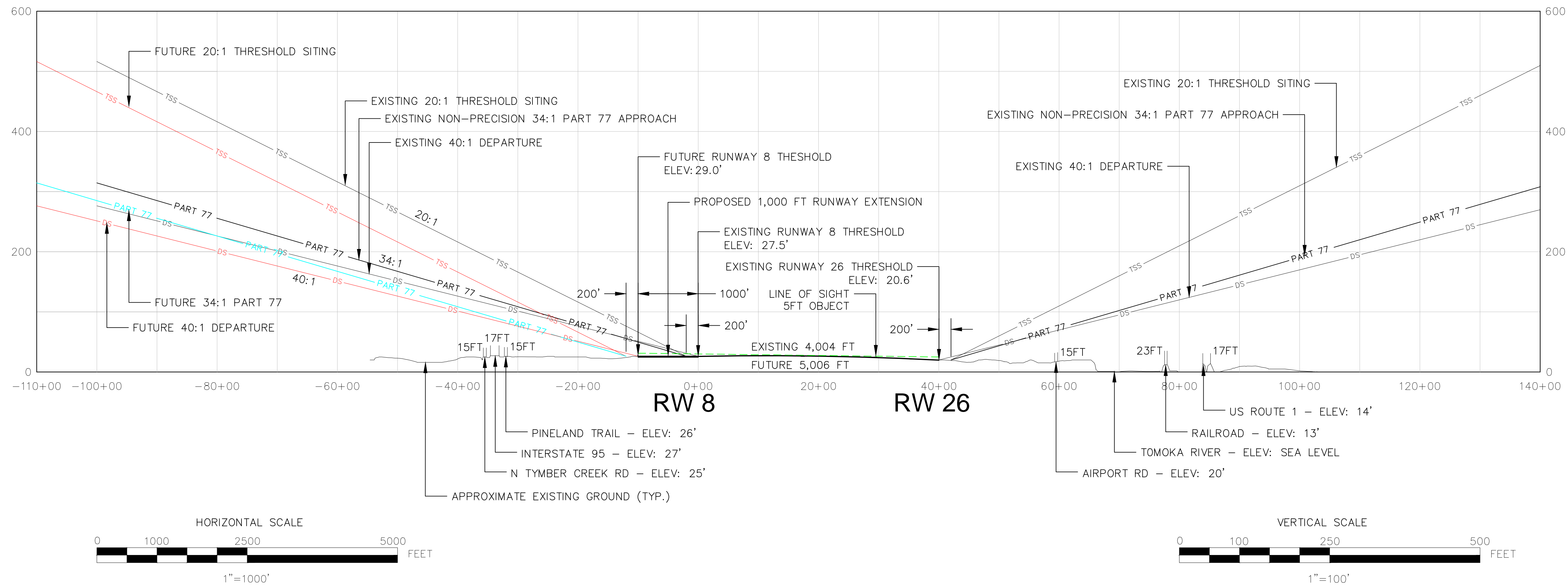
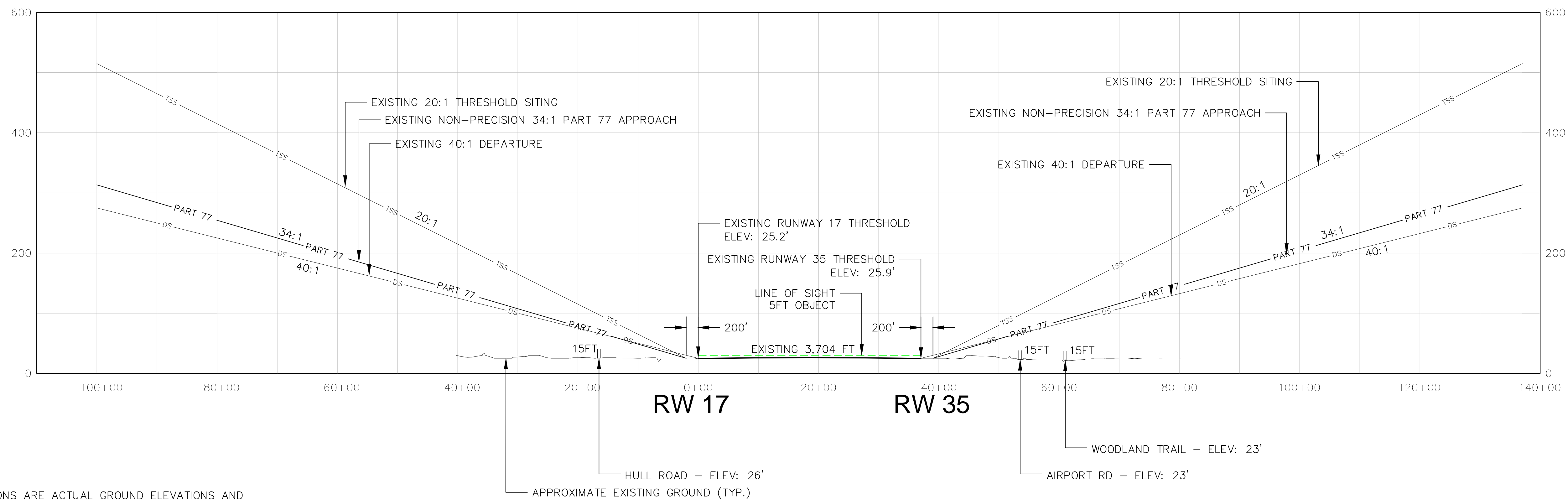


RUNWAY 8-26 APPROACH/DEPARTURE PROFILE



RUNWAY 17-35 APPROACH/DEPARTURE PROFILE




NOTE:
 TRAVERSE ELEVATIONS ARE ACTUAL GROUND ELEVATIONS AND
 REQUIRE ADJUSTMENTS: 23' FOR RAILWAYS, 17' FOR INTERSTATE,
 15' FOR OTHER PUBLIC ROADS, AND 10' FOR PRIVATE ROADS.

REV. NO.	DATE	DESCRIPTION	BY

SHEET TITLE
**AIRPORT AIRSPACE PROFILES
 RUNWAY 8-26 AND RUNWAY 7-35**

CITY OF ORMOND BEACH
 ORMOND BEACH MUNICIPAL AIRPORT
 ORMOND BEACH, FLORIDA



Hoyle Tanner & Associates, Inc.
 95 E. Mitchell Hammock Road,
 Suite 200 Oviedo, FL 32765
 Office PH: 407-380-1919
 Fax: 407-380-1830
 www.hoyletanner.com

3-12-0059-17-2014
 AIP NO.: 307101
 PROJ. NO.: JLC
 DRAWN: MITO
 DESIGN: ERM
 CHECKED: ERM
 DATE: OCTOBER 2015

SHEET 6 OF 14

Drawing name: H:\307101\Draw\Contract\A-3.2 Airport Airspace Profiles.dwg Nov 10, 2015 - 3:26pm