



RMMACNR – 01.09.2023
Airport Director Update

Nighttime Runway Closure



“Can RMMA close one of the parallel runways at night to reduce overflights over Rock Creek?”

Steps for Temporarily Closing/Opening a Runway

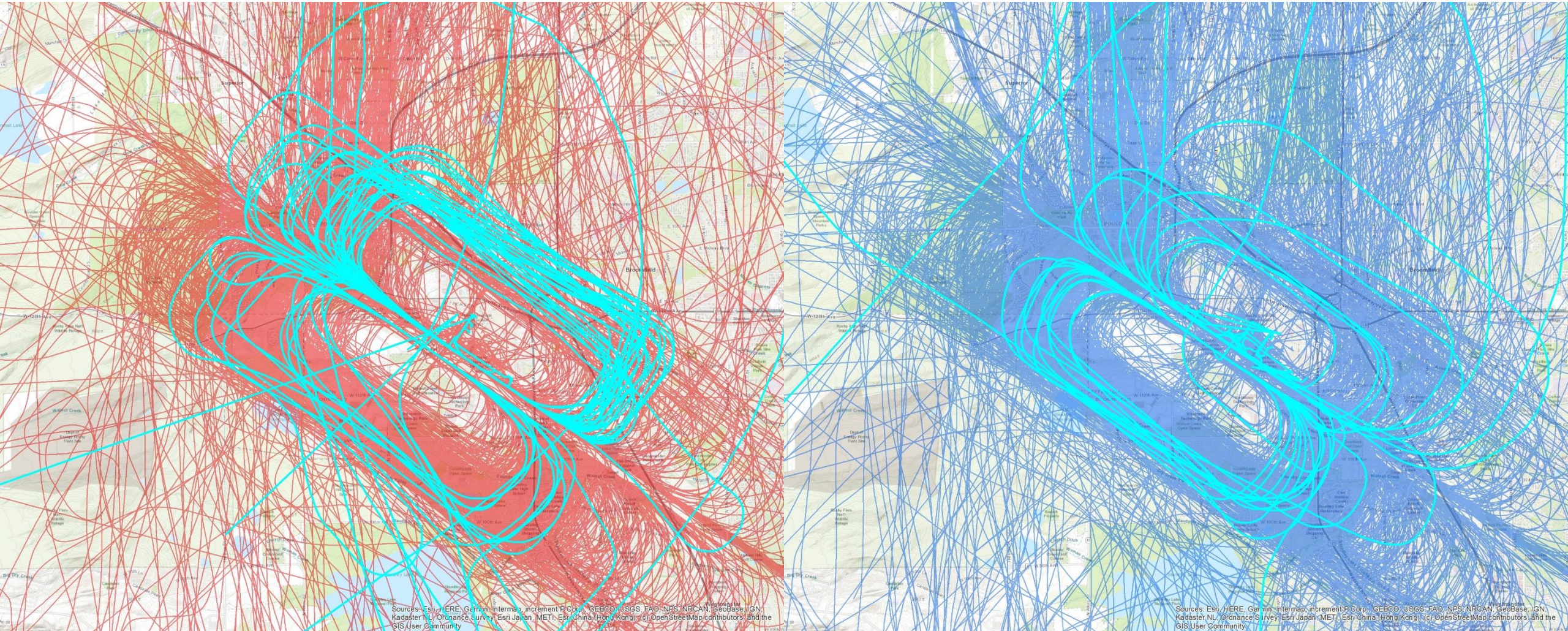
- 1) Notify Air Traffic Control, Denver Tracon, and area traffic of the closure via phone, or radio
 - a. This is the initial notification to all local users of the runway closure
- 2) Issue a Notice to Air Missions (NOTAM) for the runway closure
 - a. This is to notify all national airspace users (including inbound traffic from other states) of the runway closure
- 3) Notify Pacific Operations Control Center (POCC) of closures
 - a. This informs the FAA to disable any FAA owned navigational equipment for the runway and issue appropriate NOTAMs for the disabled equipment
- 4) Disable runway lighting circuits
 - a. This prevents inadvertent use of the runway and is required by the FAA
- 5) Disable Precision Approach Path Indicators (PAPI's)
 - a. This prevents inadvertent use of the runway and is required by the FAA
- 6) Issue NOTAMs for PAPI's at both ends of the runway
 - a. This is to notify all national airspace users (including inbound traffic from other states) of the unusable equipment
- 7) Place Lighted X's on each end of the runway
 - a. This prevents inadvertent use of the runway and is required by the FAA

Reopening requires all steps in reverse, as well as a detailed inspection of all surfaces, lights, navigational aids, etc.



Nighttime Runway Closure – Impact on flight operations

Aug. 27-29 and Sep. 24-26 nighttime operations (2000-2400)



Nighttime Runway Closure – Airport Conclusion

A nightly runway closure would be impractical and unsafe for the following reasons:

- Significant number of procedural steps required for closure in exchange for minimal impact on operations and noise
- Would simply displace nighttime operations on 30L onto 30R (or another airport)
- Questions regarding FAA acceptance of artificially closing an airfield asset
- Safety concerns related to pilot awareness and availability in the event of an emergency

Noise Complaint Update – 2022 Annual Report

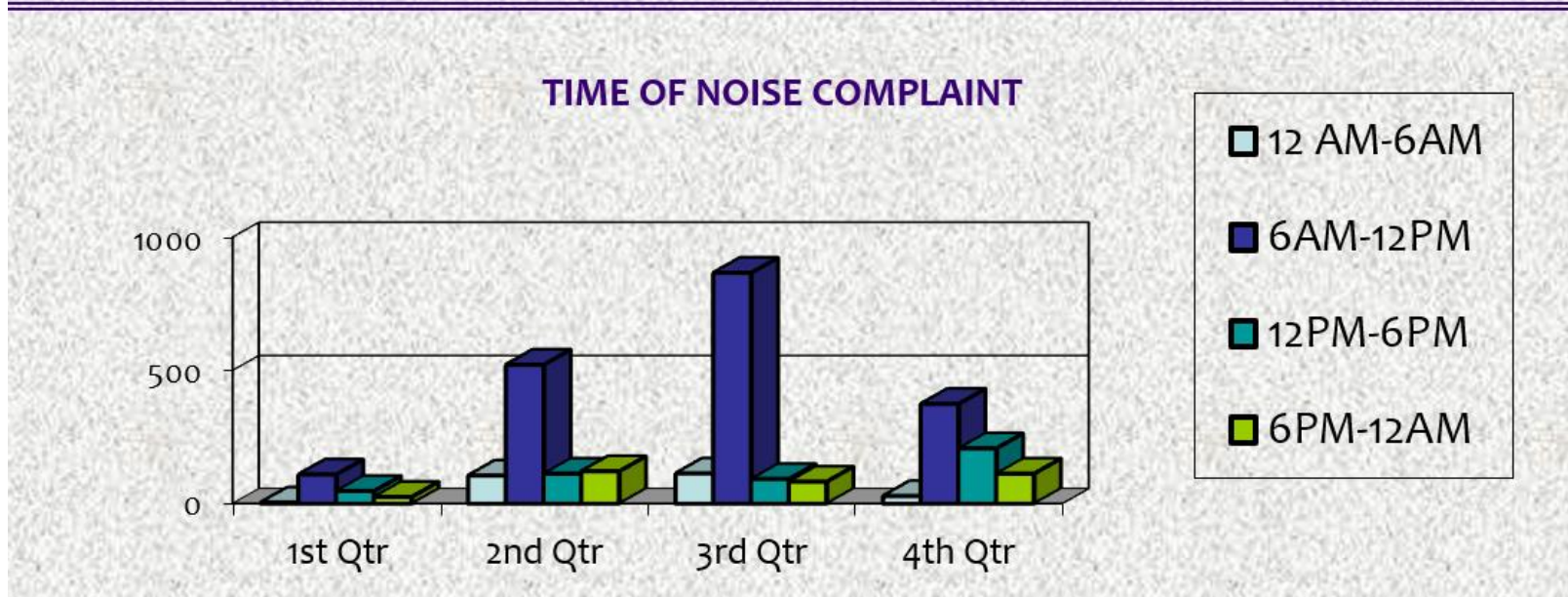
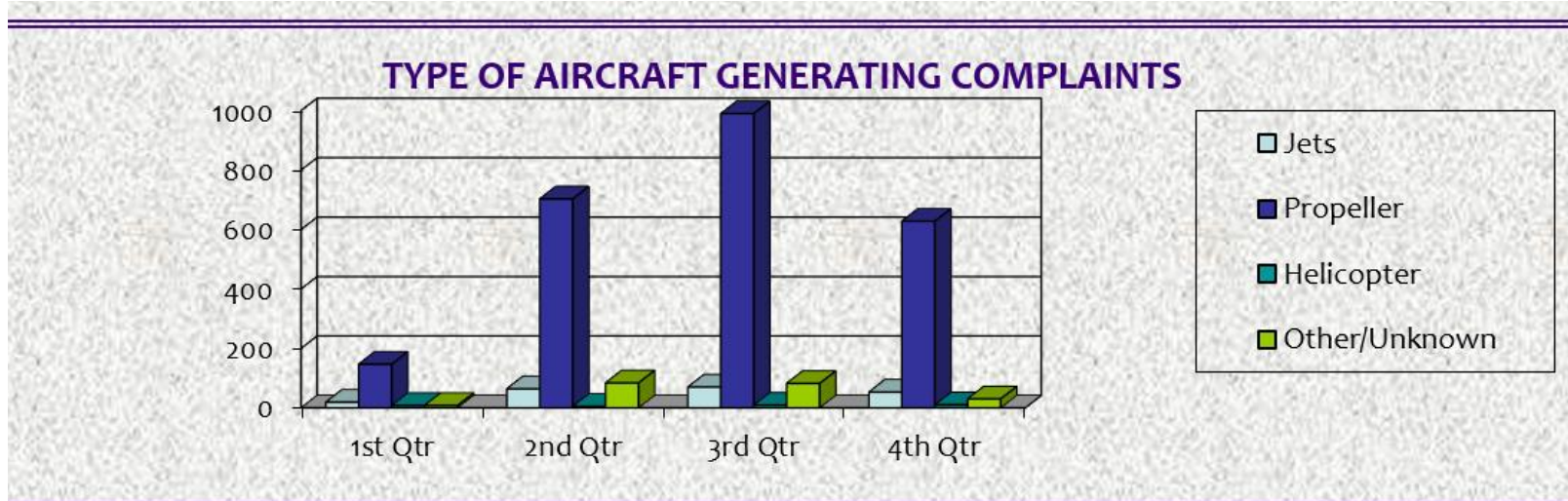
Year	Noise Complaints	Number of Households Complaining
2018	1,735	201
2019	2,000	353
2020	2,599	539
2021	2,845	402
2022	2,922	365

Noise Complaints – 2022

City	Quarterly Complaints					Household Complaints				
	1 st	2 nd	3 rd	4 th	Total YTD	1 st	2 nd	3 rd	4 th	Total YTD
Arvada	3	5	17	2	27	3	3	6	1	11
Boulder	5	24	29	22	80	1	8	7	4	15
Broomfield	19	25	22	27	93	11	15	15	13	46
Louisville	46	130	110	43	329	4	19	27	15	41
Lafayette	1	2	11	4	18	1	2	5	2	9
Littleton	0	0	1	0	1	0	0	1	0	1
Erie	0	1	0	0	1	0	1	0	0	1
Superior	61	495	820	489	1865	13	70	98	62	161
Westminster	39	173	121	89	422	17	45	28	43	80

	Annual 2021	Annual 2022
Aircraft Operations	201,426	~250,000
Noise Complaints	2845	2,922

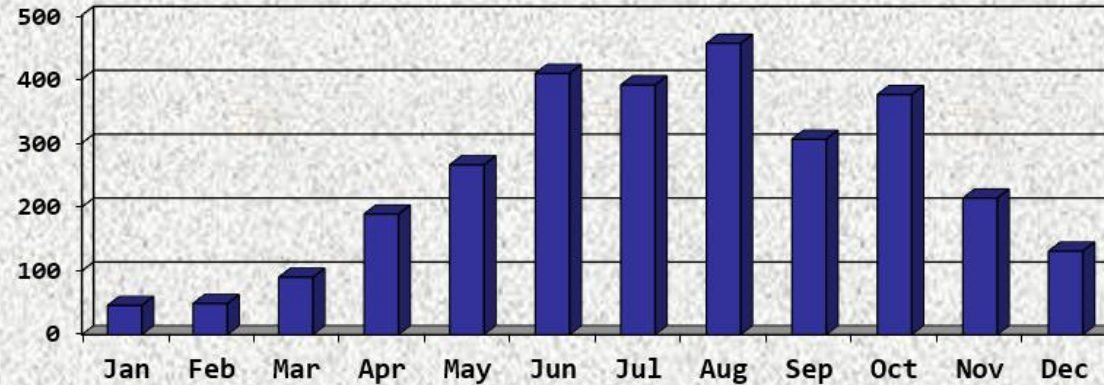
Noise Complaints – By Type and Time



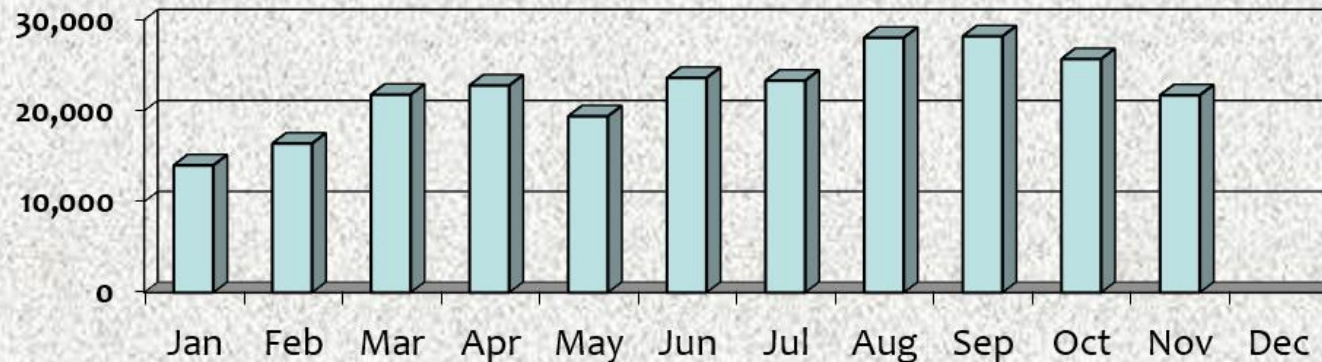
Noise Complaints by Month



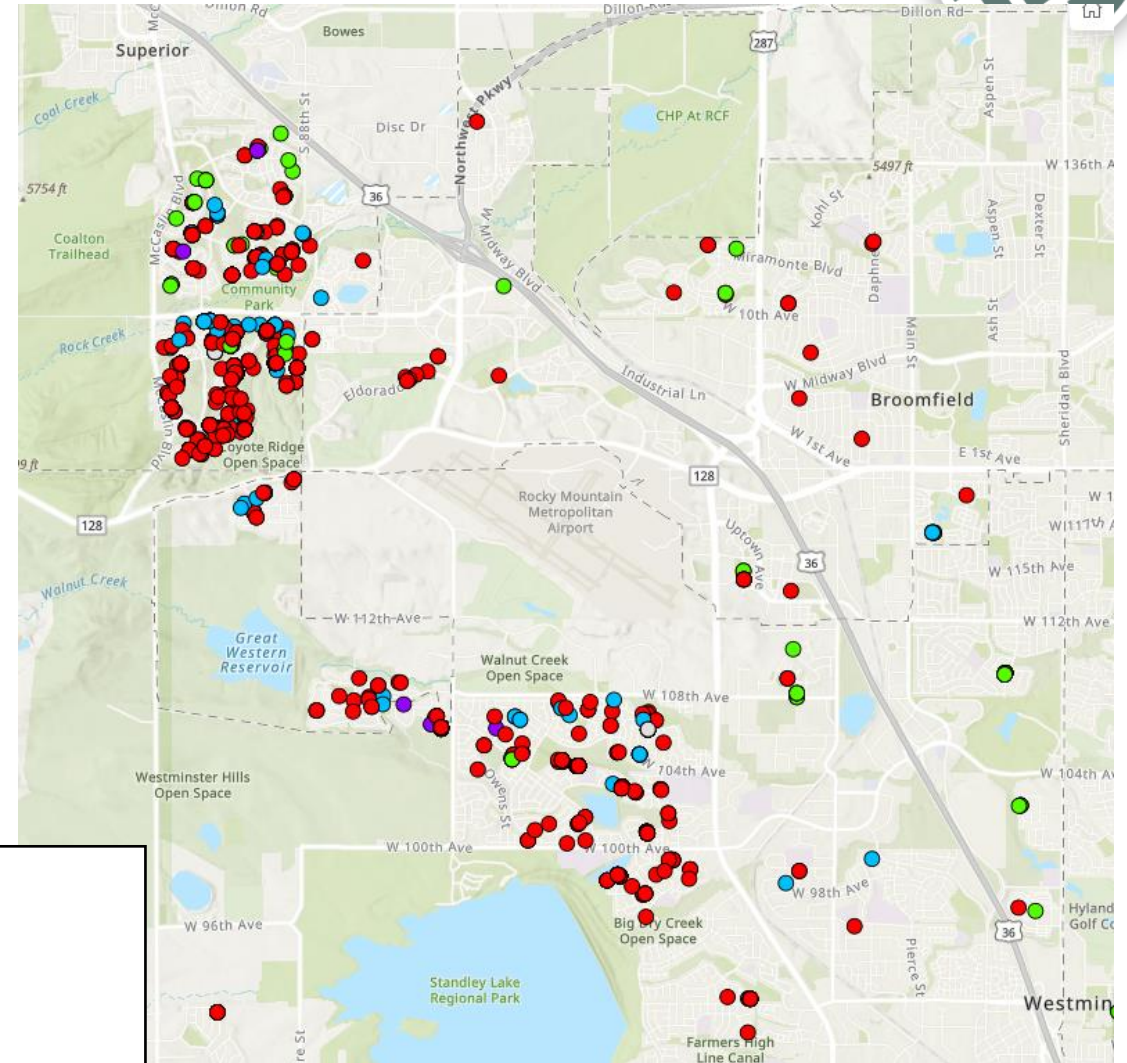
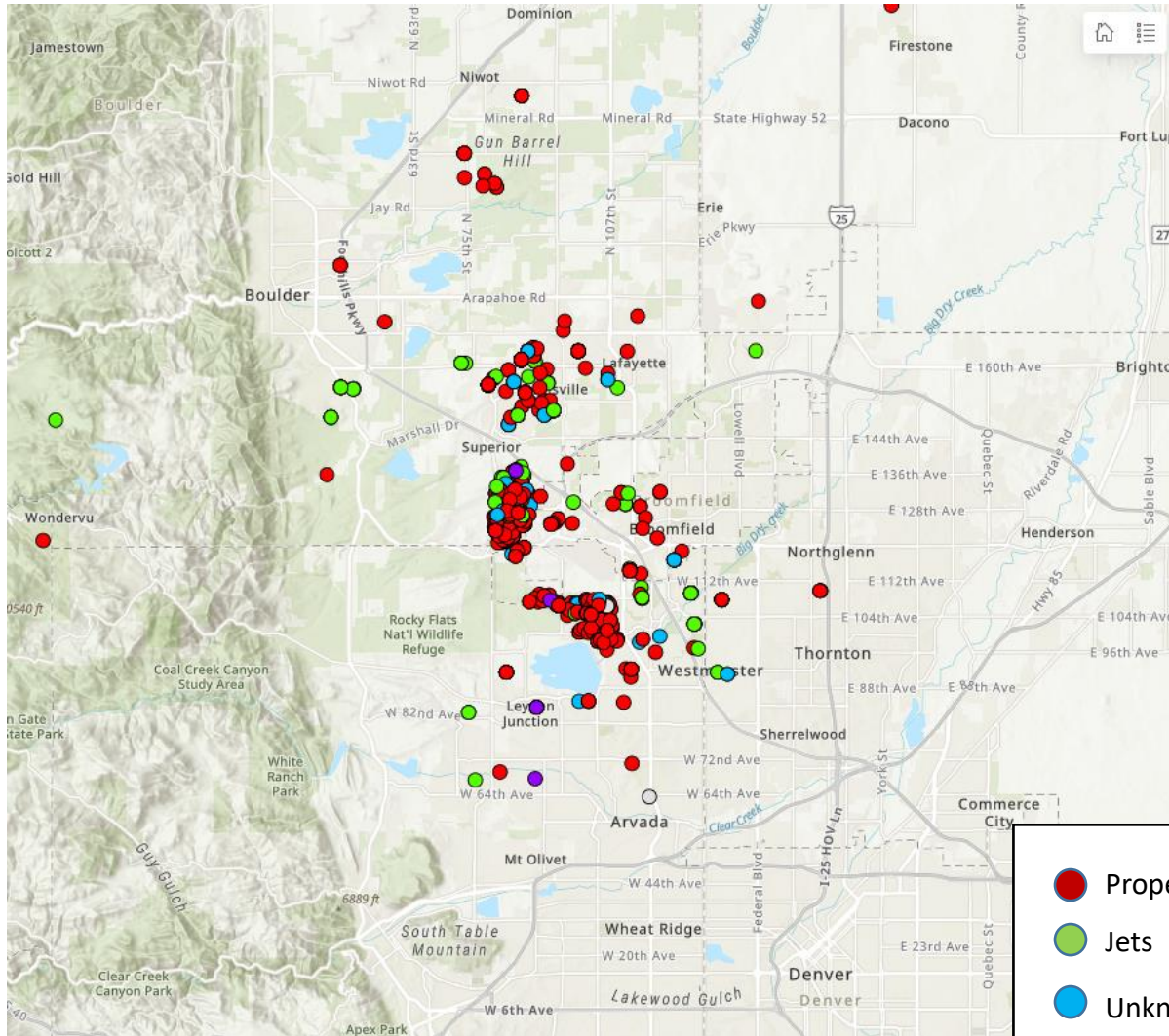
NOISE COMPLAINTS BY MONTH



AIRCRAFT OPERATIONS BY MONTH



Noise Complaints - Geographically



- Propeller
- Jets
- Unknown
- Helicopter

Map data current to 10/16/2022

Questions?



Paul Anslow, Airport Director
panslow@flyrmma.com

